

Microsoft Azure Dev Tools for Teaching

What is Microsoft Azure Dev Tools for Teaching?

[Microsoft Azure Dev Tools for Teaching](#) puts professional developer tools, software, and services in the hands of faculty and students with low-cost subscriptions from Microsoft. Students receive developer tools from Microsoft at no additional cost – everything needed to create apps, games and websites – so they can chase their dreams, create the next big breakthrough in technology, or get a head start on their career .

Formerly known as Microsoft Imagine, this subscriptions program has changed to Azure Dev Tools for Teaching. All current Imagine subscriptions have automatically transitioned to Azure Dev Tools for Teaching and have access to the same software tools they have enjoyed with Imagine.

Plus, they'll be able to:

- Manage and access software through a centralized online location that eliminates the need to maintain a WebStore or an internal site.
- Provide academic users with access to software, free training/learning materials and the Azure cloud platform through the same online portal.

The most common questions are included below, they can also be found online.

Common Questions:

Why are you launching Azure Dev Tools for Teaching?

With the advent of the cloud, developers are increasingly harnessing the power of the cloud to innovate, build, and transform products and applications. We believe that putting our cloud and dev tools in the same place for students will further enable them to seamlessly innovate and learn.

Does this mean students can no longer download on-premise software and will be required to use the cloud versions instead?

No, students will still be able to download on premise software for their own learning.

What software do I have access to?

Current Imagine Subscription users will have access to the same or more products and services.

What happened to Imagine Standard and Imagine Premium?

Both offers will be retired in lieu of the new Azure Dev Tools for Teaching offer. Upon renewal, you will only be able to purchase Azure Dev Tools for Teaching.

Microsoft Azure

When do I renew my Azure Dev Tools for Teaching subscription?

You will renew your Azure Dev Tools for Teaching subscription on the same renewal date you previously had with your Imagine subscription. The process for renewal will be very similar to your past experience.

What happened to my internal webstore?

Your internal webstore will no longer allow students to successfully download software after the launch of Azure Dev Tools for Teaching. If you would like to retain your internal webstore, you can provide redirects to the new webstore by using the aka.ms/devtoolsforteaching short link.

How will students get access to software?

All software will be accessible through an Education Hub built in the Azure Portal that houses all products and services available to academic users. Students will get access by simply logging into the Azure Portal with the same credentials they have been using to access their Imagine subscription.

Will students need to sign up for Azure?

No, students will not need to sign up for an Azure subscription to access their software benefits but will need a Microsoft Account (MSA) if they don't already have one. However, Microsoft does offer \$100 in Azure credit plus access to free Azure services for students. Plus they can sign up for the [Azure for Students](#) offer without a credit card.

Will this affect my access to Imagine Academy?

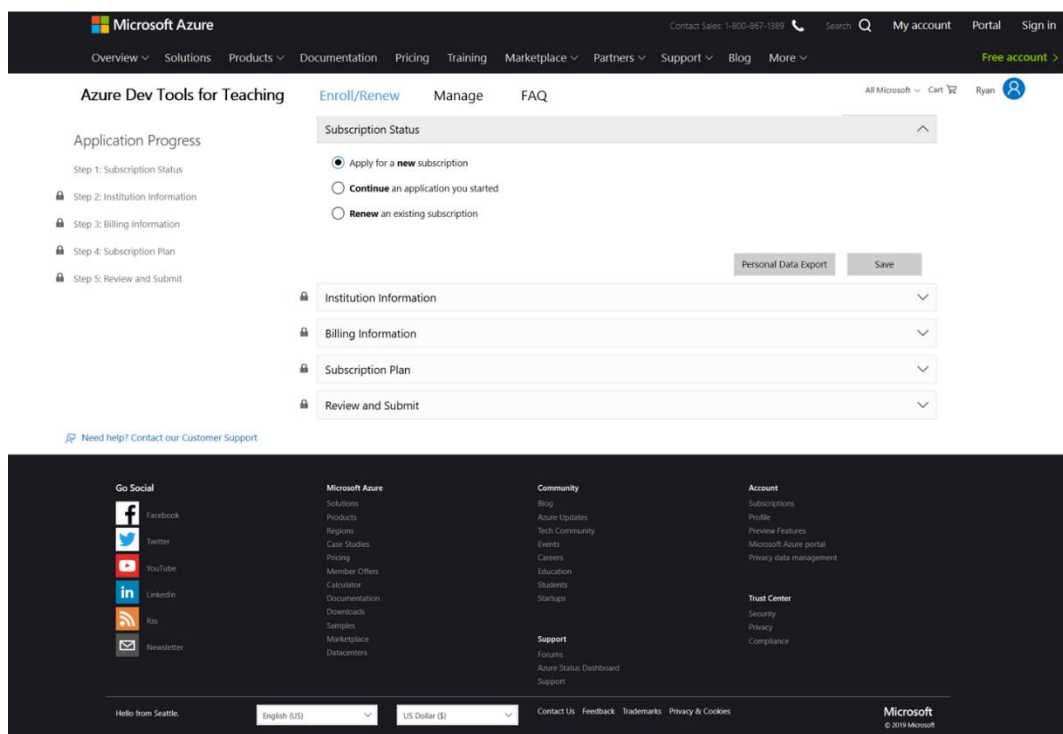
No, this will not impact how you access Imagine Academy.

Enrolling or Renewing Azure Dev Tools for Teaching

To enroll as a new customer or renew an existing subscription, follow the steps below:

Note: Ensure that the person enrolling or renewing is the Program Administrator for the subscription.

1. From the Azure for Education [webpage](#), click on the 'Enroll' button in the top banner. You will be redirected to the Azure for Education enrollment site.
2. Within the enrollment site, select the type of subscription you are purchasing:
 - Apply for a new subscription.
 - Continue an application you started.
 - Renew an existing subscription



- Complete your Institution Information, if enrolling for the first time. If renewing, this information will auto-fill.

Azure Dev Tools for Teaching [Enroll/Renew](#) [Manage](#) [FAQ](#) All Microsoft [Cart](#) [Ryan](#)

Application Progress

- Step 1: Subscription Status
- Step 2: Institution Information
- Step 3: Billing Information
- Step 4: Subscription Plan
- Step 5: Review and Submit

Subscription Status

Institution Information

Full Official Institution Name * Address Label *

School Segment * Phone Number *

School Agreement # Address Line 1 *

First Name * Address Line 2

Last Name * Country *

Institution Email * State/Province *

Confirm Email City *

Postal Code *

Billing Address is same as Institution Address

[Save](#)

Billing Information

Subscription Plan

Review and Submit

[Need help? Contact our Customer Support](#)

- Fill out your Billing Information (if your institution is part of a Volume Licensing agreement, you can input your VL agreement number). If you sign up for a new subscription and are paying by anything other than credit card, there may be a delay in getting access to your subscription as the payment processes. You will receive emails updating your progress.

Azure Dev Tools for Teaching [Enroll/Renew](#) [Manage](#) [FAQ](#) All Microsoft [Cart](#) [Ryan](#)

Application Progress

- Step 1: Subscription Status
- Step 2: Institution Information
- Step 3: Billing Information
- Step 4: Subscription Plan

Subscription Status

Institution Information

Billing Information

Subscription Plan

Azure Dev Tools for Teaching

Get access to software for qualified higher-education science, technology, engineering and math (STEM) university.

[+ Add Subscription](#)

Payment Type * Tax ID/VAT ID

Total: \$0

[Save](#)

Review and Submit

[Need help? Contact our Customer Support](#)

- Select the Subscription Plan and confirm the Subscription Administrator for the subscription. The email domain of the Subscription Administrator will enable students on the same domain to get easy access to download their software benefits.

Azure Dev Tools for Teaching Enroll/Renew Manage FAQ All Microsoft Cart Ryan

Application Progress

- Step 1: Subscription Status
- Step 2: Institution Information
- Step 3: Billing Information
- Step 4: Subscription Plan
- Step 5: Review and Submit

Subscription Status

Institution Information

Billing Information

Subscription Plan

Azure Dev Tools for Teaching

Get access to software for qualified higher-education science, technology, engineering and math (STEM) university.

Subscription Plan	Duration	Price
Azure Dev Tools for Teaching	1 Year	\$499

Subscription Administrator First Name * Subscription Administrator Last Name *

Denis Kotlyarov

Subscription Administrator Email * STEM Department *

denik@microsoft.com ACE

Payment Type * Tax ID/VAT ID

Master Card Tax ID/VAT ID

Total: \$499

Save

Review and Submit

- Confirm all purchase information and Place Order. Confirmation emails will be sent to your inbox with updates on payment status and any possible next steps.

Azure Dev Tools for Teaching Enroll/Renew Manage FAQ All Microsoft Cart Ryan

Application Progress

- Step 1: Subscription Status
- Step 2: Institution Information
- Step 3: Billing Information
- Step 4: Subscription Plan
- Step 5: Review and Submit

Subscription Status

Institution Information

Billing Information

Subscription Plan

Review and Submit

Please confirm your information below. Feel free to go back to previous sections and make updates.

Subscription Plan	Subscription Administrator Email	STEM Department	Price
Azure Dev Tools for Teaching – 1 Year	denik@microsoft.com	ACE	\$499.00
Tax			\$50.40
Total			\$549.40

Institution Information

Institution Name: University of Washington
School Agreement #:
First Name: Denis
Last Name: Kotlyarov
Institution Email: denik@microsoft.com
Phone Number: +1 206-616-7365

Address Line 1: Box 352100
Address Line 2:
City: Seattle
State/Province: WA
Postal Code: 98195-2100
Country: United States

Billing Information

Organization Name: University of Washington
First Name: Denis
Last Name: Kotlyarov
Institution Email: denik@microsoft.com
Phone Number: +1 206-616-7365

Address Line 1: Box 352100
Address Line 2:
City: Seattle
State/Province: WA
Postal Code: 98195-2100
Country: United States

By completing this application, you agree to Microsoft Imagine Subscription Agreement and Microsoft Privacy Statement.

Confirm and Place Order

Setting up access for Azure Dev Tools for Teaching

There are two ways to access your subscription to deploy software to your students and outfit your labs:

- 1) By downloading software and keys from the Visual Studio Subscription Portal
- 2) Granting access for students to the Education Hub Store

Please visit this link for more information: <https://azureforeducation.microsoft.com>

For Administrators only

[Access through Visual Studio Subscription Portal](#)

If this is your first time accessing the Visual Studio Subscription portal, you will be prompted to link a Microsoft Account with the email address that was provided when you enrolled. You will need your Subscriber ID or Benefits Access Number, the first and last name of an administrator, and the email given during enrollment to link these accounts. After linking your accounts you will be able to access the Visual Studio Subscriber Portal.

For Students, Faculty, and Administrators

[Access through the Education Hub](#)

Students and faculty alike can get access to all the software download benefits through the Education Hub. The Education Hub is built within the Azure Portal and it provides your students easy access to the entire catalog of software, as well as access to the entire [Microsoft Learn](#) catalog.


How to enroll students

After purchasing Azure Dev Tools for Teaching, all students located in your STEM department's domain will automatically get access to this offer. During the purchase process, you will be asked to enter the Subscription Administrator's email address. This university-verified domain will unlock students with the same email domain the ability to log in and redeem their software download benefits. If students do not already have a Microsoft Account (MSA) or are part of a University Active Directory, they will be prompted to create one that matches their university email. If students are having issues accessing the Education Hub, have them look through our Troubleshooting Guide below or [contact us](#).

Azure Dev Tools for Teaching Access Troubleshooting Guide

Accessing Azure Dev Tools for Teaching requires the same user account used to access the Kivuto webstore. That account also needs to be a Microsoft Account (MSA). Students will be automatically directed to create an MSA if their account is not already an MSA or linked to an MSA.

If students receive this message when logging into Azure Dev Tools for Teaching:



CONFIRM:

If you are logging in with a university email address (example: John.Smith@university.edu) you will need to create a Microsoft Account with that email address. Creating an account is free and takes just a few minutes. Having a Microsoft Account will allow you to automatically log into all your Microsoft products with a single username and password.

OR:

If you are logging in with a personal email address (example: John.Smith@email.com) but

also have a university email address, try using the university email address. If you previously logged into your institution's webstore with a personal email address or do not have a university email address, you will need to create or link a Microsoft Account with your personal email address.

If students already have a Microsoft Account (e.g. an account used to play XBOX games) and need to attach it to your Azure Dev Tools for Teaching user account (the same account used to access Kivuto Webstore)

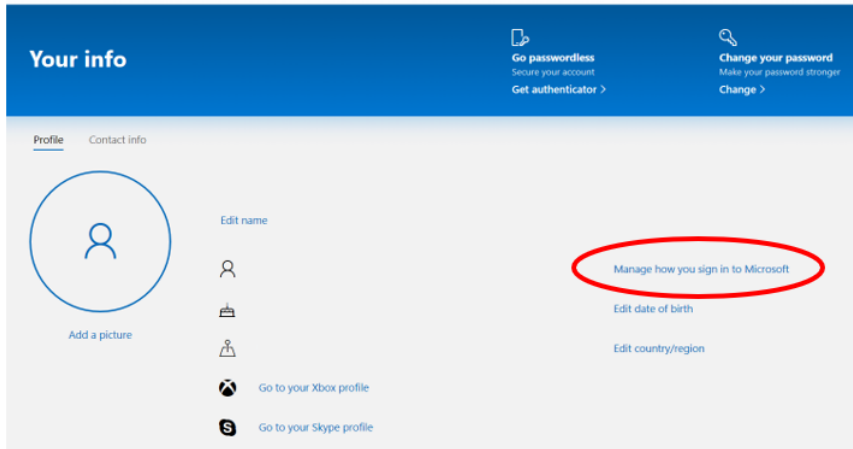
Go to account.microsoft.com

Log in with your Microsoft Account credentials

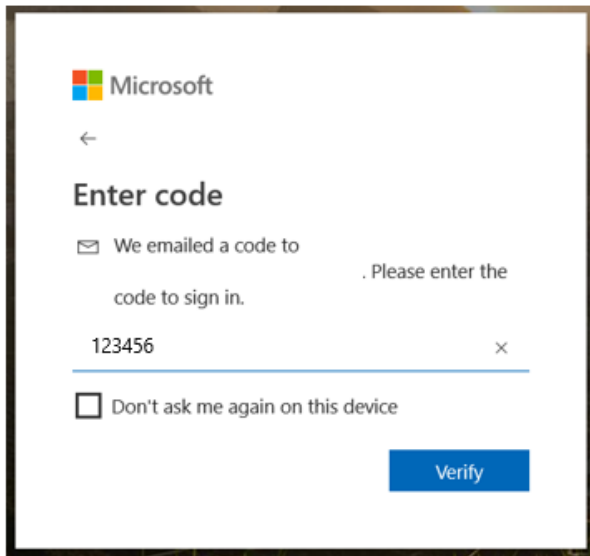
Select 'Your info' from the top ribbon menu

Microsoft Azure

Microsoft | Account Your info Privacy Security Rewards Payment & billing Services & subscriptions Devices Family



Click 'Manage how you sign in to Microsoft' – you will be asked to verify your identity with an emailed code. Check your personal email inbox for a code from Microsoft Account Team.



Enter the emailed code


Microsoft | Account Your info Privacy Security Rewards Payment & billing Services & subscriptions More

Manage how you sign in to Microsoft

An account alias is an email address or phone number that you use to sign in to your Microsoft account. You can have multiple aliases, a Windows and more.

Your account's primary alias is displayed on your Microsoft devices (such as a Windows PC, Xbox, or Windows Phone), and you can choose

Account alias



Click 'Add email' to your account and enter your university email address.

The next time you sign in, you can use your university email address to access your Azure Dev Tools for Teaching.

Frequently Asked Questions

What is Microsoft Azure Dev Tools for Teaching?

Microsoft Azure Dev Tools for Teaching puts professional developer tools, software, and services in the hands of faculty and students with a low-cost subscription option from Microsoft. Challenge and excite your students by teaching with the latest technologies and cloud services.

Microsoft Azure Dev Tools for Teaching is simple: it's all about giving students professional-level developer and designer tools from Microsoft at no additional cost so that students can chase their dreams and create the next big breakthrough in technology - or just get a head start on their career.

Microsoft Azure Dev Tools for Teaching helps educators teach the latest technologies and experiment in research. Microsoft knows that to make learning more motivating, relevant, and engaging for today's students requires a diverse set of resources. Microsoft Azure Dev Tools for Teaching gives educators the resources to ensure their classrooms always have the latest technologies to challenge, motivate, and keep students engaged in new ways. All at no additional cost to them, through an institution subscription.

The program has two primary goals:

Give access to Microsoft software and platforms: Microsoft Azure Dev Tools for Teaching subscriptions give educators and students access to virtually every Microsoft product and technology, helping ensure they have the right technology choices for all current and future educational opportunities.

Deliver outstanding value: These subscriptions give outstanding value through inexpensive cost of membership, and convenient management of licenses on a per-user basis, removing the complexity of licenses across multiple environments.

Software acquired through your Microsoft Azure Dev Tools for Teaching subscription may be installed on any number of departmental lab machines (depending on the licensing and courses the school or department offer). The software must be used for instructional and research purposes; it may not be used to run the infrastructure of the department. In addition, the department's faculty and students may check out or download the software to install on their personal computers.

Microsoft Azure

What products are included in Microsoft Azure Dev Tools for Teaching subscription?

The following product families are included in the Microsoft Azure Dev Tools for Teaching subscriptions:

- Microsoft Access
- Advanced Threat Analytics (ATA)
- Agents for Visual Studio
- BizTalk Server
- Datazen Enterprise
- Host Integration Server
- Machine Learning (ML) Server
- Hyper-V Server
- R Server
- Microsoft Project
- Remote Tools for Visual Studio
- SharePoint Server
- Skype for Business Server
- SQL Server Developer
- SQL Server Enterprise
- SQL Server Standard
- SQL Server Web
- System Center
- Team Foundation Server
- Microsoft Visio
- Visual Studio Code
- Visual Studio Community
- Visual Studio Enterprise
- Visual Studio for Mac
- Windows 10
- Windows Server

How do I download software?

Your Microsoft Azure Dev Tools for Teaching subscription provides you with access to certain software developer tools, available to download at no additional cost. You can download this software in the [Education Hub Store](#).

My log in credentials are not recognized when I log into Microsoft Dev Tools for Teaching

Confirm you're trying to log into Microsoft Azure Dev Tools for Teaching with your school credentials. (It may help to open a private browsing window session) If you're still having issues logging in, please contact your subscription admin. To find your subscription admin, please [contact us](#).

Microsoft Azure

Which languages are available in the software to end-users?

Software available in the Education Hub is available to end-users in the following languages: Arabic, Chinese Simplified, Chinese Traditional, Danish, Dutch, English, French, German, Hebrew, Italian, Japanese, Korean, Portuguese, Russian, Spanish, Swedish and Turkish.

Do I have unlimited use of the software through the Microsoft Azure Dev Tools for Teaching program?

Yes. Students may enjoy unlimited usage of software for the purpose of furthering their learning and research efforts. The software is not to be used to run a business or for ventures that drive commercial profit.

In one class, I used Microsoft Azure Dev Tools for Teaching tools to create apps and products that were good enough to sell. Can products made with Microsoft Azure Dev Tools for Teaching software be sold commercially?

In most cases, no. However, Microsoft Azure Dev Tools for Teaching has partnered with the Microsoft App Store teams to enable students to create games and applications for the Windows Store. This is the one exception where a student may use the Microsoft Azure Dev Tools for Teaching software commercially.

Does Microsoft Azure Dev Tools for Teaching include Microsoft Office?

No. The focus of Microsoft Azure Dev Tools for Teaching is to provide departments, faculty and students with the tools necessary to specifically expand their study of software development and testing. Thus, we provide technologies such as Windows Server, Visual Studio .NET, SQL Server and Platform SDK.

Does Azure Dev Tools for Teaching include Azure Credit?

No, your Microsoft Azure Dev Tools for Teaching subscription does not include Azure credit. But you can sign up for Azure for Students, which gives you \$100USD worth of Azure credit to use to pay for Azure services. To learn more, go [here](#).

What if I need more help?

Still need help? [Contact us](#).

Where is the Microsoft Azure Dev Tools for Teaching privacy & cookies?

You can find the Microsoft Azure Dev Tools for Teaching privacy & cookies [here](#).